

## ALPHABET INC. FUTURE (GOAF) - EUX/C11

2024/07/26 18:35:20

Price  
**173.0551** USDDifference  -3.16% (-5.65)

## General attributes

Symbol	GOAFC11
Exchange	Eurex
Currency	USD
Security type	Future
Underlying	ALPHABET INC A
Maturity	06-2025
Contract size	100

## Market data

Bid (Bid size)	- USD (-)
Ask (Ask size)	- USD (-)
Open	173.0551 USD
High	173.0551 USD
Low	173.0551 USD
Close (prev. day)	178.7054 USD
Underlying	ALPHABET INC A
Underlying price (date)	167.00 (24/07/26)
Settlement price (date)	173.06 (24/07/26)
Open Interest	0

## Performance and Risk

	6m	1Y	3Y
Perf (%)	+8.82%	+26.73%	-
Perf (abs.)	+14.03	+36.50	-
Beta	-	-	-
Volatility	34.92	30.22	-

## Futures and Options

Related Futures	-
Related Options	-












Information about previous performance does not guarantee future performance.  
Source: FactSet

## Price data

Ø price 5 days   Ø volume 5 days (pcs.)	182.2973 USD (0)
Ø price 30 days   Ø volume 30 days (pcs.)	185.6901 USD (0)
Ø price 100 days   Ø volume 100 days (pcs.)	167.0421 USD (0)
Ø price 250 days   Ø volume 250 days (pcs.)	149.6342 USD (0)
YTD High   date	194.9416 USD (2024/07/15)
YTD Low   date	137.5715 USD (2024/03/05)
52 Weeks High   date	194.9416 USD (2024/07/15)
52 Weeks Low   date	128.5063 USD (2023/10/27)

## Recent Research

on underlying	on sector	on market		
Date			Headline	Download
2024/07/24			Global Equity Ratings	
2024/07/12			Global Equity Ratings	
2024/06/21			Global Equity Ratings	
2024/06/14			Global Equity Ratings	
2024/05/29			Global Equity Ratings	