

ALPHABET INC. FUTURE (GOAF) - EUX/C11

2024/07/16 18:50:28

Price
193.616 USDDifference  -0.68% (-1.33)

General attributes

Symbol	GOAFC11
Exchange	Eurex
Currency	USD
Security type	Future
Underlying	ALPHABET INC A
Maturity	05-2025
Contract size	100

Market data

Bid (Bid size)	- USD (-)
Ask (Ask size)	- USD (-)
Open	193.616 USD
High	193.616 USD
Low	193.616 USD
Close (prev. day)	194.9416 USD
Underlying	ALPHABET INC A
Underlying price (date)	183.94 (24/07/16)
Settlement price (date)	193.62 (24/07/16)
Open Interest	0

Performance and Risk

	6m	1Y	3Y
Perf (%)	+30.90%	+48.32%	-
Perf (abs.)	+46.02	+63.51	-
Beta	-	-	-
Volatility	32.81	30.24	-

Futures and Options

Related Futures	-
Related Options	-












Information about previous performance does not guarantee future performance.
Source: FactSet

Price data

Ø price 5 days Ø volume 5 days (pcs.)	- USD (-)
Ø price 30 days Ø volume 30 days (pcs.)	186.849 USD (0)
Ø price 100 days Ø volume 100 days (pcs.)	160.650 USD (0)
Ø price 250 days Ø volume 250 days (pcs.)	147.499 USD (0)
YTD High date	194.942 USD (2024/07/15)
YTD Low date	137.572 USD (2024/03/05)
52 Weeks High date	194.942 USD (2024/07/15)
52 Weeks Low date	125.759 USD (2023/07/21)

Recent Research

on underlying	on sector	on market	
Date		Headline	Download
2024/07/12		Global Equity Ratings	
2024/06/21		Global Equity Ratings	
2024/06/14		Global Equity Ratings	
2024/05/29		Global Equity Ratings	
2024/04/26		Global Equity Ratings	