

ALPHABET INC. FUTURE (GOAF) - EUX/C11

2024/06/21 19:17:13

Price
187.4212 USDDifference  2.15% (3.94)

General attributes

Symbol	GOAFC11
Exchange	Eurex
Currency	USD
Security type	Future
Underlying	ALPHABET INC A
Maturity	05-2025
Contract size	100

Market data

Bid (Bid size)	- USD (-)
Ask (Ask size)	- USD (-)
Open	187.4212 USD
High	187.4212 USD
Low	187.4212 USD
Close (prev. day)	183.4804 USD
Underlying	ALPHABET INC A
Underlying price (date)	191.18 (24/07/10)
Settlement price (date)	198.24 (24/07/10)
Open Interest	0

Performance and Risk

	6m	1Y	3Y
Perf (%)	+27.59%	+47.45%	-
Perf (abs.)	+40.53	+60.31	-
Beta	-	-	-
Volatility	31.00	30.03	-

Futures and Options

Related Futures	-
Related Options	-












Information about previous performance does not guarantee future performance.
Source: FactSet

Price data

Ø price 5 days Ø volume 5 days (pcs.)	183.9518 USD (0)
Ø price 30 days Ø volume 30 days (pcs.)	- USD (-)
Ø price 100 days Ø volume 100 days (pcs.)	157.3885 USD (0)
Ø price 250 days Ø volume 250 days (pcs.)	145.5905 USD (0)
YTD High date	187.4212 USD (2024/06/21)
YTD Low date	137.5715 USD (2024/03/05)
52 Weeks High date	187.4212 USD (2024/06/21)
52 Weeks Low date	122.7856 USD (2023/07/10)

Recent Research

on underlying	on sector	on market		
Date			Headline	Download
2024/06/21			Global Equity Ratings	
2024/06/14			Global Equity Ratings	
2024/05/29			Global Equity Ratings	
2024/04/26			Global Equity Ratings	
2024/04/03			Global Equity Ratings	