

## ALPHABET INC. FUTURE (GOAF) - EUX/C11

2024/06/21 19:17:13

Price  
**187.4212** USDDifference  2.15% (3.94)

## General attributes

Symbol	GOAFC11
Exchange	Eurex
Currency	USD
Security type	Future
Underlying	ALPHABET INC A
Maturity	05-2025
Contract size	100

## Market data

Bid (Bid size)	- USD (-)
Ask (Ask size)	- USD (-)
Open	187.4212 USD
High	187.4212 USD
Low	187.4212 USD
Close (prev. day)	183.4804 USD
Underlying	ALPHABET INC A
Underlying price (date)	182.15 (24/06/28)
Settlement price (date)	192.18 (24/06/28)
Open Interest	0

## Performance and Risk

	6m	1Y	3Y
Perf (%)	+27.59%	+47.45%	-
Perf (abs.)	+40.53	+60.31	-
Beta	-	-	-
Volatility	31.00	30.03	-

## Futures and Options

Related Futures	-
Related Options	-










Information about previous performance does not guarantee future performance.  
Source: FactSet

## Price data

Ø price 5 days   Ø volume 5 days (pcs.)	183.9518 USD (0)
Ø price 30 days   Ø volume 30 days (pcs.)	- USD (-)
Ø price 100 days   Ø volume 100 days (pcs.)	157.3885 USD (0)
Ø price 250 days   Ø volume 250 days (pcs.)	145.5905 USD (0)
YTD High   date	187.4212 USD (2024/06/21)
YTD Low   date	137.5715 USD (2024/03/05)
52 Weeks High   date	187.4212 USD (2024/06/21)
52 Weeks Low   date	122.7856 USD (2023/07/10)

## Recent Research

on underlying	on sector	on market	
Date		Headline	Download
2024/06/21		Global Equity Ratings	
2024/06/14		Global Equity Ratings	
2024/05/29		Global Equity Ratings	
2024/04/26		Global Equity Ratings	
2024/04/03		Global Equity Ratings	