

ALPHABET INC. FUTURE (GOAF) - EUX/C11

2024/04/30 18:39:21

Price
172.8404 USD

Difference  **-1.22%** (-2.14)

General attributes

Symbol	GOAFC11
Exchange	Eurex
Currency	USD
Security type	Future
Underlying	ALPHABET INC A
Maturity	04-2025
Contract size	100

Market data

Bid (Bid size)	- USD (-)
Ask (Ask size)	- USD (-)
Open	172.8404 USD
High	172.8404 USD
Low	172.8404 USD
Close (prev. day)	174.9806 USD
Underlying	ALPHABET INC A
Underlying price (date)	176.79 (24/06/14)
Settlement price (date)	184.02 (24/06/14)
Open Interest	0

Performance and Risk

	6m	1Y	3Y
Perf (%)	+28.11%	+59.18%	-
Perf (abs.)	+38.25	+64.80	-
Beta	-	-	-
Volatility	29.36	29.79	-

Futures and Options

Related Futures	-
Related Options	-












Information about previous performance does not guarantee future performance.
 Source: FactSet

Price data

Ø price 5 days Ø volume 5 days (pcs.)	173.3585 USD (0)
Ø price 30 days Ø volume 30 days (pcs.)	164.3463 USD (0)
Ø price 100 days Ø volume 100 days (pcs.)	152.7356 USD (0)
Ø price 250 days Ø volume 250 days (pcs.)	142.5294 USD (0)
YTD High date	180.3409 USD (2024/04/26)
YTD Low date	137.5715 USD (2024/03/05)
52 Weeks High date	180.3409 USD (2024/04/26)
52 Weeks Low date	111.2538 USD (2023/05/08)

Recent Research

on underlying	on sector	on market	
Date		Headline	Download
2024/06/14		Global Equity Ratings	
2024/05/29		Global Equity Ratings	
2024/04/26		Global Equity Ratings	
2024/04/03		Global Equity Ratings	
2024/03/13		Global Equity Ratings	