

ALPHABET INC. FUTURE (GOAF) - EUX/C11

2024/04/26 18:31:21

Price
180.3409 USDDifference  10.05% (16.47)

General attributes

Symbol	GOAFC11
Exchange	Eurex
Currency	USD
Security type	Future
Underlying	ALPHABET INC A
Maturity	03-2025
Contract size	100

Market data

Bid (Bid size)	- USD (-)
Ask (Ask size)	- USD (-)
Open	180.3409 USD
High	180.3409 USD
Low	180.3409 USD
Close (prev. day)	163.866 USD
Underlying	ALPHABET INC A
Underlying price (date)	168.47 (24/04/29)
Settlement price (date)	180.34 (24/04/26)
Open Interest	0

Performance and Risk

	6m	1Y	3Y
Perf (%)	+39.81%	+65.11%	-
Perf (abs.)	+51.35	+71.12	-
Beta	-	-	-
Volatility	28.98	29.65	-

Futures and Options

Related Futures	-
Related Options	-

5Y












Information about previous performance does not guarantee future performance.
Source: FactSet

Price data

Ø price 5 days Ø volume 5 days (pcs.)	167.8925 USD (0)
Ø price 30 days Ø volume 30 days (pcs.)	160.8075 USD (0)
Ø price 100 days Ø volume 100 days (pcs.)	150.9991 USD (0)
Ø price 250 days Ø volume 250 days (pcs.)	141.3926 USD (0)
YTD High date	180.3409 USD (2024/04/26)
YTD Low date	137.5715 USD (2024/03/05)
52 Weeks High date	180.3409 USD (2024/04/26)
52 Weeks Low date	109.4290 USD (2023/05/04)

Recent Research

on underlying	on sector	on market	
Date		Headline	Download
2024/04/26		Global Equity Ratings	
2024/04/03		Global Equity Ratings	
2024/03/13		Global Equity Ratings	
2024/02/22		Global Equity Ratings	
2024/02/14		Global Equity Ratings	