

# HONEYWELL INTERNATIONAL INC. FUTURE (HONF) - EUX/C13

2024/08/15 18:48:09

Price  
**203.5375** USD

Difference  1.36% (2.72)

### General attributes

Symbol	HONFC13
Exchange	Eurex
Currency	USD
Security type	Future
Underlying	HONEYWELL INTERNATIONAL INC.
Maturity	12-2025
Contract size	100

### Market data

Bid (Bid size)	- USD (-)
Ask (Ask size)	- USD (-)
Open	203.5375 USD
High	203.5375 USD
Low	203.5375 USD
Close (prev. day)	200.8128 USD
Underlying	HONEYWELL INTERNATIONAL INC.
Underlying price (date)	197.27 (24/08/16)
Settlement price (date)	203.89 (24/08/15)
Open Interest	0

### Performance and Risk

	6m	1Y	3Y
Perf (%)	+0.78%	+4.56%	-
Perf (abs.)	+1.58	+8.87	-
Beta	-	-	-
Volatility	24.23	20.44	-

### Futures and Options

Related Futures	-
Related Options	-

5Y












Information about previous performance does not guarantee future performance.  
Source: FactSet

### Price data

Ø price 5 days   Ø volume 5 days (pcs.)	202.0260 USD (0)
Ø price 30 days   Ø volume 30 days (pcs.)	212.2242 USD (0)
Ø price 100 days   Ø volume 100 days (pcs.)	208.1882 USD (0)
Ø price 250 days   Ø volume 250 days (pcs.)	202.6271 USD (0)
YTD High   date	227.1591 USD (2024/07/18)
YTD Low   date	196.2467 USD (2024/04/17)
52 Weeks High   date	227.1591 USD (2024/07/18)
52 Weeks Low   date	182.7801 USD (2023/10/26)

### Recent Research

on sector		on market	
Date		Headline	Download
2024/08/12		Global Equity Ratings	
2024/07/24		Global Equity Ratings	
2024/07/12		Global Equity Ratings	
2024/06/21		Global Equity Ratings	
2024/06/14		Global Equity Ratings	