

GILEAD SCIENCES INC. FUTURE (GILF) - EUX/C11

2024/08/30 18:36:41

Price
79.0965 USD

Difference  -0.41% (-0.32)

General attributes

Symbol	GILFC11
Exchange	Eurex
Currency	USD
Security type	Future
Underlying	GILEAD SCIENCES INC.
Maturity	07-2025
Contract size	100

Market data

Bid (Bid size)	- USD (-)
Ask (Ask size)	- USD (-)
Open	79.0965 USD
High	79.0965 USD
Low	79.0965 USD
Close (prev. day)	79.4212 USD
Underlying	GILEAD SCIENCES INC.
Underlying price (date)	79.00 (24/08/30)
Settlement price (date)	79.10 (24/08/30)
Open Interest	0

Performance and Risk

	6m	1Y	3Y
Perf (%)	+9.15%	+0.41%	-
Perf (abs.)	+6.63	+0.33	-
Beta	-	-	-
Volatility	24.61	25.14	-

Futures and Options

Related Futures	-
Related Options	-







Information about previous performance does not guarantee future performance.
Source: FactSet

Price data

Ø price 5 days Ø volume 5 days (pcs.)	78.2488 USD (0)
Ø price 30 days Ø volume 30 days (pcs.)	75.6404 USD (0)
Ø price 100 days Ø volume 100 days (pcs.)	72.0503 USD (0)
Ø price 250 days Ø volume 250 days (pcs.)	76.1768 USD (0)
YTD High date	88.4725 USD (2024/01/19)
YTD Low date	63.7292 USD (2024/06/18)
52 Weeks High date	88.4725 USD (2024/01/19)
52 Weeks Low date	63.7292 USD (2024/06/18)

Recent Research

on underlying	on sector	on market	
Date		Headline	Download
2024/08/12		Global Equity Ratings	
2024/07/24		Global Equity Ratings	
2024/07/12		Global Equity Ratings	
2024/06/21		Global Equity Ratings	
2024/06/14		Global Equity Ratings	