

ALPHABET INC. FUTURE (GOAF) - EUX/C1

2024/08/07 18:43:13

Price
160.5801 USDDifference  0.70% (1.12)

General attributes

Symbol	GOAFC1
Exchange	Eurex
Currency	USD
Security type	Future
Underlying	ALPHABET INC A
Maturity	08-2024
Contract size	100

Market data

Bid (Bid size)	- USD (-)
Ask (Ask size)	- USD (-)
Open	160.5801 USD
High	160.5801 USD
Low	160.5801 USD
Close (prev. day)	159.4576 USD
Underlying	ALPHABET INC A
Underlying price (date)	158.94 (24/08/07)
Settlement price (date)	160.58 (24/08/07)
Open Interest	0

Performance and Risk

	6m	1Y	3Y
Perf (%)	+10.89%	+23.03%	-
Perf (abs.)	+15.77	+30.05	-
Beta	-	-	-
Volatility	33.21	30.18	-

Futures and Options

Related Futures	-
Related Options	-

5Y












Information about previous performance does not guarantee future performance.
Source: FactSet

Price data

Ø price 5 days Ø volume 5 days (pcs.)	164.2427 USD (0)
Ø price 30 days Ø volume 30 days (pcs.)	173.9657 USD (0)
Ø price 100 days Ø volume 100 days (pcs.)	163.9837 USD (0)
Ø price 250 days Ø volume 250 days (pcs.)	144.4652 USD (0)
YTD High date	187.4209 USD (2024/07/15)
YTD Low date	131.5342 USD (2024/03/05)
52 Weeks High date	187.4209 USD (2024/07/15)
52 Weeks Low date	122.4756 USD (2023/10/27)

Recent Research

on underlying	on sector	on market	
Date		Headline	Download
2024/07/24		Global Equity Ratings	
2024/07/12		Global Equity Ratings	
2024/06/21		Global Equity Ratings	
2024/06/14		Global Equity Ratings	
2024/05/29		Global Equity Ratings	