

ALPHABET INC. FUTURE (GOAF) - EUX/C1

2024/07/16 18:50:28

Price
186.1532 USDDifference  -0.68% (-1.27)

General attributes

Symbol	GOAFC1
Exchange	Eurex
Currency	USD
Security type	Future
Underlying	ALPHABET INC A
Maturity	07-2024
Contract size	100

Market data

Bid (Bid size)	- USD (-)
Ask (Ask size)	- USD (-)
Open	186.1532 USD
High	186.1532 USD
Low	186.1532 USD
Close (prev. day)	187.4209 USD
Underlying	ALPHABET INC A
Underlying price (date)	184.27 (24/07/16)
Settlement price (date)	186.15 (24/07/16)
Open Interest	0

Performance and Risk

	6m	1Y	3Y
Perf (%)	+31.21%	+49.37%	-
Perf (abs.)	+44.58	+61.95	-
Beta	-	-	-
Volatility	32.93	29.98	-

Futures and Options

Related Futures	-
Related Options	-











Information about previous performance does not guarantee future performance.
Source: FactSet

Price data

Ø price 5 days Ø volume 5 days (pcs.)	- USD (-)
Ø price 30 days Ø volume 30 days (pcs.)	179.0344 USD (0)
Ø price 100 days Ø volume 100 days (pcs.)	153.7228 USD (0)
Ø price 250 days Ø volume 250 days (pcs.)	140.9616 USD (0)
YTD High date	187.4209 USD (2024/07/15)
YTD Low date	131.5342 USD (2024/03/05)
52 Weeks High date	187.4209 USD (2024/07/15)
52 Weeks Low date	120.0175 USD (2023/07/21)

Recent Research

on underlying on sector on market			
Date		Headline	Download
2024/07/12		Global Equity Ratings	
2024/06/21		Global Equity Ratings	
2024/06/14		Global Equity Ratings	
2024/05/29		Global Equity Ratings	
2024/04/26		Global Equity Ratings	