

ALPHABET INC. FUTURE (GOAF) - EUX/C1

2024/04/26 18:31:21

Price
172.9788 USDDifference  10.55% (16.51)

General attributes

Symbol	GOAFC1
Exchange	Eurex
Currency	USD
Security type	Future
Underlying	ALPHABET INC A
Maturity	05-2024
Contract size	100

Market data

Bid (Bid size)	- USD (-)
Ask (Ask size)	- USD (-)
Open	172.9788 USD
High	172.9788 USD
Low	172.9788 USD
Close (prev. day)	156.4664 USD
Underlying	ALPHABET INC A
Underlying price (date)	171.95 (24/04/26)
Settlement price (date)	172.98 (24/04/26)
Open Interest	0

Performance and Risk

	6m	1Y	3Y
Perf (%)	+40.71%	+65.19%	-
Perf (abs.)	+50.05	+68.26	-
Beta	-	-	-
Volatility	28.73	29.29	-

Futures and Options

Related Futures	-
Related Options	-












5Y

Information about previous performance does not guarantee future performance.
Source: FactSet

Price data

Ø price 5 days Ø volume 5 days (pcs.)	160.4986 USD (0)
Ø price 30 days Ø volume 30 days (pcs.)	153.8027 USD (0)
Ø price 100 days Ø volume 100 days (pcs.)	144.4701 USD (0)
Ø price 250 days Ø volume 250 days (pcs.)	135.0937 USD (0)
YTD High date	172.9788 USD (2024/04/26)
YTD Low date	131.5342 USD (2024/03/05)
52 Weeks High date	172.9788 USD (2024/04/26)
52 Weeks Low date	105.0054 USD (2023/05/05)

Recent Research

on underlying	on sector	on market	
Date		Headline	Download
2024/04/26		Global Equity Ratings	
2024/04/03		Global Equity Ratings	
2024/03/13		Global Equity Ratings	
2024/02/22		Global Equity Ratings	
2024/02/14		Global Equity Ratings	