

# BILFINGER SE FUTURE (GBFH) - EUX/C12

2024/07/16 18:50:27

Price  
**49.5911** EUR

Difference  0.83% (0.41)

### General attributes

Symbol	GBFHC12
Exchange	Eurex
Currency	EUR
Security type	Future
Underlying	BILFINGER SE
Maturity	06-2025
Contract size	100

### Market data

Bid (Bid size)	- EUR (-)
Ask (Ask size)	- EUR (-)
Open	49.5911 EUR
High	49.5911 EUR
Low	49.5911 EUR
Close (prev. day)	49.1815 EUR
Underlying	BILFINGER SE
Underlying price (date)	50.50 (24/07/17)
Settlement price (date)	49.59 (24/07/16)
Open Interest	0

### Performance and Risk

	6m	1Y	3Y
Perf (%)	+33.29%	+37.97%	-
Perf (abs.)	+12.39	+13.65	-
Beta	-	-	-
Volatility	32.17	27.82	-

### Futures and Options

Related Futures	-
Related Options	-












Information about previous performance does not guarantee future performance.  
Source: FactSet

### Price data

Ø price 5 days   Ø volume 5 days (pcs.)	49.3920 EUR (0)
Ø price 30 days   Ø volume 30 days (pcs.)	49.2575 EUR (0)
Ø price 100 days   Ø volume 100 days (pcs.)	43.8711 EUR (0)
Ø price 250 days   Ø volume 250 days (pcs.)	37.4627 EUR (0)
YTD High   date	49.7027 EUR (2024/06/21)
YTD Low   date	33.9695 EUR (2024/01/03)
52 Weeks High   date	49.7027 EUR (2024/06/21)
52 Weeks Low   date	30.6328 EUR (2023/08/21)

### Recent Research

on sector		on market	
Date		Headline	Download
2024/07/12		Global Equity Ratings	
2024/06/21		Global Equity Ratings	
2024/06/14		Global Equity Ratings	
2024/05/29		Global Equity Ratings	
2024/04/26		Global Equity Ratings	