

HOLCIM LTD. FUTURE (HOLI) - EUX/C13

2024/08/30 18:36:45

Price
80.0834 CHF

Difference  0.40% (0.32)

General attributes

Symbol	HOLIC13
Exchange	Eurex
Currency	CHF
Security type	Future
Underlying	HOLCIM LTD.
Maturity	09-2025
Contract size	100

Market data

Bid (Bid size)	- CHF (-)
Ask (Ask size)	- CHF (-)
Open	80.0834 CHF
High	80.0834 CHF
Low	80.0834 CHF
Close (prev. day)	79.7624 CHF
Underlying	HOLCIM LTD.
Underlying price (date)	81.72 (24/08/30)
Settlement price (date)	80.08 (24/08/30)
Open Interest	0

Performance and Risk

	6m	1Y	3Y
Perf (%)	+13.87%	+40.75%	-
Perf (abs.)	+9.76	+23.19	-
Beta	-	-	-
Volatility	27.72	23.86	-

Futures and Options

Related Futures	-
Related Options	-











5Y

Information about previous performance does not guarantee future performance.
Source: FactSet

Price data

Ø price 5 days Ø volume 5 days (pcs.)	79.5377 CHF (0)
Ø price 30 days Ø volume 30 days (pcs.)	78.2034 CHF (0)
Ø price 100 days Ø volume 100 days (pcs.)	77.8329 CHF (0)
Ø price 250 days Ø volume 250 days (pcs.)	67.7531 CHF (0)
YTD High date	83.8249 CHF (2024/07/23)
YTD Low date	61.0391 CHF (2024/01/22)
52 Weeks High date	83.8249 CHF (2024/07/23)
52 Weeks Low date	53.4448 CHF (2023/10/20)

Recent Research

on sector		on market	
Date		Headline	Download
2024/08/12		Global Equity Ratings	
2024/07/24		Global Equity Ratings	
2024/07/12		Global Equity Ratings	
2024/06/21		Global Equity Ratings	
2024/06/14		Global Equity Ratings	