

HOLCIM LTD. FUTURE (HOLI) - EUX/C13

2024/06/21 19:17:16

Price
77.2861 CHF

Difference  **-3.61% (-2.90)**

General attributes

Symbol	HOLIC13
Exchange	Eurex
Currency	CHF
Security type	Future
Underlying	HOLCIM LTD.
Maturity	07-2025
Contract size	100

Market data

Bid (Bid size)	- CHF (-)
Ask (Ask size)	- CHF (-)
Open	77.2861 CHF
High	77.2861 CHF
Low	77.2861 CHF
Close (prev. day)	80.1845 CHF
Underlying	HOLCIM LTD.
Underlying price (date)	81.44 (24/07/09)
Settlement price (date)	80.37 (24/07/08)
Open Interest	0

Performance and Risk

	6m	1Y	3Y
Perf (%)	+18.65%	+31.02%	-
Perf (abs.)	+12.15	+18.30	-
Beta	-	-	-
Volatility	22.83	21.10	-

Futures and Options

Related Futures	-
Related Options	-

5Y












Information about previous performance does not guarantee future performance.
Source: FactSet

Price data

Ø price 5 days Ø volume 5 days (pcs.)	79.2877 CHF (0)
Ø price 30 days Ø volume 30 days (pcs.)	- CHF (-)
Ø price 100 days Ø volume 100 days (pcs.)	73.0381 CHF (0)
Ø price 250 days Ø volume 250 days (pcs.)	63.7095 CHF (0)
YTD High date	80.2279 CHF (2024/06/19)
YTD Low date	61.0391 CHF (2024/01/22)
52 Weeks High date	80.2279 CHF (2024/06/19)
52 Weeks Low date	53.4448 CHF (2023/10/20)

Recent Research

on sector		on market	
Date		Headline	Download
2024/06/21		Global Equity Ratings	
2024/06/14		Global Equity Ratings	
2024/05/29		Global Equity Ratings	
2024/04/26		Global Equity Ratings	
2024/04/03		Global Equity Ratings	