

HOLCIM LTD. FUTURE (HOLI) - EUX/C13

2024/05/06 18:29:47

Price
75.0957 CHF

Difference  1.35% (1.00)

General attributes

| | |
|---------------|-------------|
| Symbol | HOLIC13 |
| Exchange | Eurex |
| Currency | CHF |
| Security type | Future |
| Underlying | HOLCIM LTD. |
| Maturity | 05-2025 |
| Contract size | 100 |

Market data

| | |
|-------------------------|------------------|
| Bid (Bid size) | - CHF (-) |
| Ask (Ask size) | - CHF (-) |
| Open | 75.0957 CHF |
| High | 75.0957 CHF |
| Low | 75.0957 CHF |
| Close (prev. day) | 74.0988 CHF |
| Underlying | HOLCIM LTD. |
| Underlying price (date) | 81.60 (24/05/10) |
| Settlement price (date) | 77.53 (24/05/10) |
| Open Interest | 0 |

Performance and Risk

| | 6m | 1Y | 3Y |
|-------------|---------|---------|----|
| Perf (%) | +29.75% | +32.97% | - |
| Perf (abs.) | +17.22 | +18.62 | - |
| Beta | - | - | - |
| Volatility | 20.92 | 19.69 | - |

Futures and Options

| | |
|-----------------|---|
| Related Futures | - |
| Related Options | - |

5Y












Information about previous performance does not guarantee future performance.
Source: FactSet

Price data

| | |
|---|--------------------------|
| Ø price 5 days Ø volume 5 days (pcs.) | 74.1246 CHF (0) |
| Ø price 30 days Ø volume 30 days (pcs.) | 76.7156 CHF (0) |
| Ø price 100 days Ø volume 100 days (pcs.) | 69.5894 CHF (0) |
| Ø price 250 days Ø volume 250 days (pcs.) | 62.5269 CHF (0) |
| YTD High date | 79.9173 CHF (2024/03/28) |
| YTD Low date | 61.0391 CHF (2024/01/22) |
| 52 Weeks High date | 79.9173 CHF (2024/03/28) |
| 52 Weeks Low date | 53.4448 CHF (2023/10/20) |

Recent Research

| on sector | | on market | |
|------------|---|-----------------------|---|
| Date | | Headline | Download |
| 2024/04/26 |  | Global Equity Ratings |  |
| 2024/04/03 |  | Global Equity Ratings |  |
| 2024/03/13 |  | Global Equity Ratings |  |
| 2024/02/22 |  | Global Equity Ratings |  |
| 2024/02/14 |  | Global Equity Ratings |  |