

FUGRO N.V. FUTURE (FUGH) - EUX/C11

2024/04/30 18:39:19

Price
23.6246 EUR

Difference  **-3.14% (-0.77)**

General attributes

Symbol	FUGHC11
Exchange	Eurex
Currency	EUR
Security type	Future
Underlying	FUGRO N.V.
Maturity	04-2025
Contract size	100

Market data

Bid (Bid size)	- EUR (-)
Ask (Ask size)	- EUR (-)
Open	23.6246 EUR
High	23.6246 EUR
Low	23.6246 EUR
Close (prev. day)	24.3902 EUR
Underlying	FUGRO N.V.
Underlying price (date)	23.54 (24/06/04)
Settlement price (date)	24.77 (24/06/03)
Open Interest	0

Performance and Risk

	6m	1Y	3Y
Perf (%)	+49.82%	+69.51%	-
Perf (abs.)	+7.94	+9.80	-
Beta	-	-	-
Volatility	30.28	27.91	-

Futures and Options

Related Futures	-
Related Options	-

5Y












Information about previous performance does not guarantee future performance.
Source: FactSet

Price data

Ø price 5 days Ø volume 5 days (pcs.)	23.7991 EUR (0)
Ø price 30 days Ø volume 30 days (pcs.)	23.4730 EUR (0)
Ø price 100 days Ø volume 100 days (pcs.)	19.6648 EUR (0)
Ø price 250 days Ø volume 250 days (pcs.)	17.2108 EUR (0)
YTD High date	24.7103 EUR (2024/04/17)
YTD Low date	16.2548 EUR (2024/01/19)
52 Weeks High date	24.7103 EUR (2024/04/17)
52 Weeks Low date	13.9109 EUR (2023/05/31)

Recent Research

on sector		on market	
Date		Headline	Download
2024/05/29		Global Equity Ratings	
2024/04/26		Global Equity Ratings	
2024/04/03		Global Equity Ratings	
2024/03/13		Global Equity Ratings	
2024/02/22		Global Equity Ratings	