

FUGRO N.V. FUTURE (FUGH) - EUX/C1

2024/04/30 18:39:19

Price
22.9015 EUR

Difference  -3.15% (-0.74)

General attributes

Symbol	FUGHC1
Exchange	Eurex
Currency	EUR
Security type	Future
Underlying	FUGRO N.V.
Maturity	06-2024
Contract size	100

Market data

Bid (Bid size)	- EUR (-)
Ask (Ask size)	- EUR (-)
Open	22.9015 EUR
High	22.9015 EUR
Low	22.9015 EUR
Close (prev. day)	23.6458 EUR
Underlying	FUGRO N.V.
Underlying price (date)	23.54 (24/06/04)
Settlement price (date)	24.05 (24/06/03)
Open Interest	0

Performance and Risk

	6m	1Y	3Y
Perf (%)	+46.55%	+69.40%	-
Perf (abs.)	+7.36	+9.49	-
Beta	-	-	-
Volatility	29.65	27.39	-

Futures and Options

Related Futures	-
Related Options	-

5Y












Information about previous performance does not guarantee future performance.
Source: FactSet

Price data

Ø price 5 days Ø volume 5 days (pcs.)	23.0733 EUR (0)
Ø price 30 days Ø volume 30 days (pcs.)	22.9914 EUR (0)
Ø price 100 days Ø volume 100 days (pcs.)	19.4094 EUR (0)
Ø price 250 days Ø volume 250 days (pcs.)	16.8458 EUR (0)
YTD High date	24.3053 EUR (2024/04/17)
YTD Low date	16.1500 EUR (2024/01/19)
52 Weeks High date	24.3053 EUR (2024/04/17)
52 Weeks Low date	13.4692 EUR (2023/05/31)

Recent Research

on sector		on market	
Date		Headline	Download
2024/05/29		Global Equity Ratings	
2024/04/26		Global Equity Ratings	
2024/04/03		Global Equity Ratings	
2024/03/13		Global Equity Ratings	
2024/02/22		Global Equity Ratings	