

# COMPAGNIE DE SAINT-GOBAIN S.A. FUTURE (GOBG) - EUX/C11

2024/07/16 18:50:28

Price  
**82.0074** EUR

Difference  1.06% (0.86)

### General attributes

Symbol	GOBGC11
Exchange	Eurex
Currency	EUR
Security type	Future
Underlying	COMPAGNIE DE SAINT-GOBAIN S.A.
Maturity	05-2025
Contract size	100

### Market data

Bid (Bid size)	- EUR (-)
Ask (Ask size)	- EUR (-)
Open	82.0074 EUR
High	82.0074 EUR
Low	82.0074 EUR
Close (prev. day)	81.1479 EUR
Underlying	COMPAGNIE DE SAINT-GOBAIN S.A.
Underlying price (date)	78.94 (24/07/17)
Settlement price (date)	82.01 (24/07/16)
Open Interest	0

### Performance and Risk

	6m	1Y	3Y
Perf (%)	+30.63%	+37.38%	-
Perf (abs.)	+19.23	+22.31	-
Beta	-	-	-
Volatility	26.70	25.06	-

### Futures and Options

Related Futures	-
Related Options	-

5Y










Information about previous performance does not guarantee future performance.  
Source: FactSet

### Price data

Ø price 5 days   Ø volume 5 days (pcs.)	80.7022 EUR (0)
Ø price 30 days   Ø volume 30 days (pcs.)	78.8587 EUR (0)
Ø price 100 days   Ø volume 100 days (pcs.)	73.3245 EUR (0)
Ø price 250 days   Ø volume 250 days (pcs.)	63.9507 EUR (0)
YTD High   date	82.0074 EUR (2024/07/16)
YTD Low   date	61.7664 EUR (2024/01/17)
52 Weeks High   date	82.0074 EUR (2024/07/16)
52 Weeks Low   date	49.6739 EUR (2023/10/20)

### Recent Research

on sector		on market	
Date		Headline	Download
2024/07/12		Global Equity Ratings	
2024/06/21		Global Equity Ratings	
2024/06/14		Global Equity Ratings	
2024/05/29		Global Equity Ratings	
2024/04/26		Global Equity Ratings	