

## ALPHABET INC. FUTURE (GOAF) - EUX/C12

2024/08/07 18:43:13

Price  
**166.7442** USDDifference  0.74% (1.23)

## General attributes

Symbol	GOAFC12
Exchange	Eurex
Currency	USD
Security type	Future
Underlying	ALPHABET INC A
Maturity	07-2025
Contract size	100

## Market data

Bid (Bid size)	- USD (-)
Ask (Ask size)	- USD (-)
Open	166.7442 USD
High	166.7442 USD
Low	166.7442 USD
Close (prev. day)	165.5144 USD
Underlying	ALPHABET INC A
Underlying price (date)	159.35 (24/08/07)
Settlement price (date)	166.74 (24/08/07)
Open Interest	0

## Performance and Risk

	6m	1Y	3Y
Perf (%)	+9.03%	+20.24%	-
Perf (abs.)	+13.70	+27.86	-
Beta	-	-	-
Volatility	33.15	30.43	-

## Futures and Options

Related Futures	-
Related Options	-











Information about previous performance does not guarantee future performance.  
Source: FactSet

## Price data

Ø price 5 days   Ø volume 5 days (pcs.)	172.9976 USD (0)
Ø price 30 days   Ø volume 30 days (pcs.)	181.9899 USD (0)
Ø price 100 days   Ø volume 100 days (pcs.)	171.2674 USD (0)
Ø price 250 days   Ø volume 250 days (pcs.)	151.4798 USD (0)
YTD High   date	195.5606 USD (2024/07/15)
YTD Low   date	138.1894 USD (2024/03/05)
52 Weeks High   date	195.5606 USD (2024/07/15)
52 Weeks Low   date	129.0308 USD (2023/10/27)

## Recent Research

on underlying	on sector	on market	
Date		Headline	Download
2024/07/24		Global Equity Ratings	
2024/07/12		Global Equity Ratings	
2024/06/21		Global Equity Ratings	
2024/06/14		Global Equity Ratings	
2024/05/29		Global Equity Ratings	