

ALPHABET INC. FUTURE (GOAF) - EUX/C12

2024/04/26 18:31:21

Price
181.0222 USDDifference  10.05% (16.54)

General attributes

Symbol	GOAFC12
Exchange	Eurex
Currency	USD
Security type	Future
Underlying	ALPHABET INC A
Maturity	04-2025
Contract size	100

Market data

Bid (Bid size)	- USD (-)
Ask (Ask size)	- USD (-)
Open	181.0222 USD
High	181.0222 USD
Low	181.0222 USD
Close (prev. day)	164.4848 USD
Underlying	ALPHABET INC A
Underlying price (date)	171.95 (24/04/26)
Settlement price (date)	181.02 (24/04/26)
Open Interest	0

Performance and Risk

	6m	1Y	3Y
Perf (%)	+39.77%	+65.05%	-
Perf (abs.)	+51.50	+71.34	-
Beta	-	-	-
Volatility	28.96	29.62	-

Futures and Options

Related Futures	-
Related Options	-

5Y












Information about previous performance does not guarantee future performance.
Source: FactSet

Price data

Ø price 5 days Ø volume 5 days (pcs.)	168.5216 USD (0)
Ø price 30 days Ø volume 30 days (pcs.)	161.4168 USD (0)
Ø price 100 days Ø volume 100 days (pcs.)	151.5918 USD (0)
Ø price 250 days Ø volume 250 days (pcs.)	141.9900 USD (0)
YTD High date	181.0222 USD (2024/04/26)
YTD Low date	138.1894 USD (2024/03/05)
52 Weeks High date	181.0222 USD (2024/04/26)
52 Weeks Low date	109.8460 USD (2023/05/04)

Recent Research

on underlying	on sector	on market	
Date		Headline	Download
2024/04/26		Global Equity Ratings	
2024/04/03		Global Equity Ratings	
2024/03/13		Global Equity Ratings	
2024/02/22		Global Equity Ratings	
2024/02/14		Global Equity Ratings	