

ORANGE S.A. FUTURE (FTEG) - EUX/C12

2024/07/12 19:02:36

Price
9.6119 EUR

Difference  0.31% (0.03)

General attributes

Symbol	FTEGC12
Exchange	Eurex
Currency	EUR
Security type	Future
Underlying	ORANGE SA
Maturity	06-2025
Contract size	100

Market data

Bid (Bid size)	- EUR (-)
Ask (Ask size)	- EUR (-)
Open	9.6119 EUR
High	9.6119 EUR
Low	9.6119 EUR
Close (prev. day)	9.5818 EUR
Underlying	ORANGE SA
Underlying price (date)	9.94 (24/07/12)
Settlement price (date)	9.61 (24/07/12)
Open Interest	0

Performance and Risk

	6m	1Y	3Y
Perf (%)	-8.52%	-6.37%	-
Perf (abs.)	-0.89	-0.65	-
Beta	-	-	-
Volatility	19.98	17.02	-

Futures and Options

Related Futures	-
Related Options	-

5Y










Information about previous performance does not guarantee future performance.
Source: FactSet

Price data

Ø price 5 days Ø volume 5 days (pcs.)	- EUR (-)
Ø price 30 days Ø volume 30 days (pcs.)	9.5359 EUR (0)
Ø price 100 days Ø volume 100 days (pcs.)	10.2763 EUR (0)
Ø price 250 days Ø volume 250 days (pcs.)	10.5043 EUR (0)
YTD High date	11.0756 EUR (2024/01/23)
YTD Low date	9.4222 EUR (2024/06/17)
52 Weeks High date	11.2059 EUR (2023/12/05)
52 Weeks Low date	9.4222 EUR (2024/06/17)

Recent Research

on sector	on market		
Date		Headline	Download
2024/07/12		Global Equity Ratings	
2024/06/21		Global Equity Ratings	
2024/06/14		Global Equity Ratings	
2024/05/29		Global Equity Ratings	
2024/04/26		Global Equity Ratings	