

# ORANGE S.A. FUTURE (FTEG) - EUX/C12

2024/04/30 18:39:18

**Price**  
**10.1616** EUR

**Difference**  **-0.51% (-0.05)**

### General attributes

Symbol	FTEGC12
Exchange	Eurex
Currency	EUR
Security type	Future
Underlying	ORANGE SA
Maturity	04-2025
Contract size	100

### Market data

Bid (Bid size)	- EUR (-)
Ask (Ask size)	- EUR (-)
Open	10.1616 EUR
High	10.1616 EUR
Low	10.1616 EUR
Close (prev. day)	10.2133 EUR
Underlying	ORANGE SA
Underlying price (date)	10.575 (24/05/10)
Settlement price (date)	10.30 (24/05/10)
Open Interest	0

### Performance and Risk

	6m	1Y	3Y
Perf (%)	-6.48%	-12.57%	-
Perf (abs.)	-0.70	-1.46	-
Beta	-	-	-
Volatility	15.90	15.03	-

### Futures and Options

Related Futures	-
Related Options	-

5Y












Information about previous performance does not guarantee future performance.  
Source: FactSet

### Price data

Ø price 5 days   Ø volume 5 days (pcs.)	10.2275 EUR (0)
Ø price 30 days   Ø volume 30 days (pcs.)	10.3878 EUR (0)
Ø price 100 days   Ø volume 100 days (pcs.)	10.4851 EUR (0)
Ø price 250 days   Ø volume 250 days (pcs.)	10.5616 EUR (0)
YTD High   date	11.0756 EUR (2024/01/23)
YTD Low   date	10.0992 EUR (2024/04/15)
52 Weeks High   date	11.5179 EUR (2023/05/03)
52 Weeks Low   date	9.8679 EUR (2023/08/08)

### Recent Research

on sector	on market		
Date		Headline	Download
2024/04/26		Global Equity Ratings	
2024/04/03		Global Equity Ratings	
2024/03/13		Global Equity Ratings	
2024/02/22		Global Equity Ratings	
2024/02/14		Global Equity Ratings	