

GALAPAGOS N.V. FUTURE (GLPF) - EUX/C13

2024/07/12 19:02:40

Price
26.0003 EUR

Difference  -0.01% (-0.00)

General attributes

Symbol	GLPFC13
Exchange	Eurex
Currency	EUR
Security type	Future
Underlying	GALAPAGOS N.V.
Maturity	07-2025
Contract size	100

Market data

Bid (Bid size)	- EUR (-)
Ask (Ask size)	- EUR (-)
Open	26.0003 EUR
High	26.0003 EUR
Low	26.0003 EUR
Close (prev. day)	26.0027 EUR
Underlying	GALAPAGOS N.V.
Underlying price (date)	25.02 (24/07/12)
Settlement price (date)	26.00 (24/07/12)
Open Interest	0

Performance and Risk

	6m	1Y	3Y
Perf (%)	-30.47%	-33.02%	-
Perf (abs.)	-11.40	-12.82	-
Beta	-	-	-
Volatility	33.87	29.81	-

Futures and Options

Related Futures	-
Related Options	-

5Y












Information about previous performance does not guarantee future performance.
Source: FactSet

Price data

Ø price 5 days Ø volume 5 days (pcs.)	- EUR (-)
Ø price 30 days Ø volume 30 days (pcs.)	25.1639 EUR (0)
Ø price 100 days Ø volume 100 days (pcs.)	30.5761 EUR (0)
Ø price 250 days Ø volume 250 days (pcs.)	34.8347 EUR (0)
YTD High date	39.9741 EUR (2024/01/09)
YTD Low date	24.8110 EUR (2024/06/17)
52 Weeks High date	41.1306 EUR (2023/08/04)
52 Weeks Low date	24.8110 EUR (2024/06/17)

Recent Research

on sector	on market		
Date		Headline	Download
2024/07/12		Global Equity Ratings	
2024/06/21		Global Equity Ratings	
2024/06/14		Global Equity Ratings	
2024/05/29		Global Equity Ratings	
2024/04/26		Global Equity Ratings	