

GOLDMAN SACHS GROUP INC. FUTURE (GOSF) - EUX/C12

2024/07/18 18:34:01

Price
505.7443 USDDifference  -2.74% (-14.27)

General attributes

Symbol	GOSFC12
Exchange	Eurex
Currency	USD
Security type	Future
Underlying	GOLDMAN SACHS GROUP INC
Maturity	06-2025
Contract size	100

Market data

Bid (Bid size)	- USD (-)
Ask (Ask size)	- USD (-)
Open	505.7443 USD
High	505.7443 USD
Low	505.7443 USD
Close (prev. day)	520.0143 USD
Underlying	GOLDMAN SACHS GROUP INC
Underlying price (date)	486.21 (24/07/18)
Settlement price (date)	505.74 (24/07/18)
Open Interest	0

Performance and Risk

	6m	1Y	3Y
Perf (%)	+32.24%	+46.96%	-
Perf (abs.)	+123.30	+161.62	-
Beta	-	-	-
Volatility	24.62	23.77	-

Futures and Options

Related Futures	-
Related Options	-










Information about previous performance does not guarantee future performance.
Source: FactSet

Price data

Ø price 5 days Ø volume 5 days (pcs.)	506.6593 USD (0)
Ø price 30 days Ø volume 30 days (pcs.)	485.7775 USD (0)
Ø price 100 days Ø volume 100 days (pcs.)	432.7216 USD (0)
Ø price 250 days Ø volume 250 days (pcs.)	377.9968 USD (0)
YTD High date	520.0143 USD (2024/07/17)
YTD Low date	382.4446 USD (2024/01/18)
52 Weeks High date	520.0143 USD (2024/07/17)
52 Weeks Low date	300.3821 USD (2023/10/27)

Recent Research

on sector		on market	
Date		Headline	Download
2024/07/18		Akciové trhy - denní zpráva	
2024/07/17		Akciové trhy - denní zpráva	
2024/07/16		Akciové trhy - denní zpráva	
2024/07/15		Akciové trhy - denní zpráva	
2024/07/12		Global Equity Ratings	