

NATURGY ENERGY GROUP, S.A. FUTURE (GANG) - EUX/C13

2024/08/15 18:48:03

Price
22.2619 EUR

Difference  -0.19% (-0.04)

General attributes

Symbol	GANGC13
Exchange	Eurex
Currency	EUR
Security type	Future
Underlying	NATURGY ENERGY GROUP SA
Maturity	12-2025
Contract size	100

Market data

Bid (Bid size)	- EUR (-)
Ask (Ask size)	- EUR (-)
Open	22.2619 EUR
High	22.2619 EUR
Low	22.2619 EUR
Close (prev. day)	22.3052 EUR
Underlying	NATURGY ENERGY GROUP SA
Underlying price (date)	22.64 (24/08/15)
Settlement price (date)	22.15 (24/08/15)
Open Interest	0

Performance and Risk

	6m	1Y	3Y
Perf (%)	-2.57%	-14.32%	-
Perf (abs.)	-0.59	-3.72	-
Beta	-	-	-
Volatility	39.87	28.70	-

Futures and Options

Related Futures	-
Related Options	-

5Y








Information about previous performance does not guarantee future performance.
Source: FactSet

Price data

Ø price 5 days Ø volume 5 days (pcs.)	22.0596 EUR (0)
Ø price 30 days Ø volume 30 days (pcs.)	21.5160 EUR (0)
Ø price 100 days Ø volume 100 days (pcs.)	21.3965 EUR (0)
Ø price 250 days Ø volume 250 days (pcs.)	24.0748 EUR (0)
YTD High date	26.9931 EUR (2024/01/12)
YTD Low date	18.4776 EUR (2024/03/13)
52 Weeks High date	28.0182 EUR (2023/12/08)
52 Weeks Low date	18.4776 EUR (2024/03/13)

Recent Research

on sector		on market	
Date		Headline	Download
2024/08/16		Akciové trhy - denní zpráva	
2024/08/15		Akciové trhy - denní zpráva	
2024/08/14		Akciové trhy - denní zpráva	
2024/08/13		Akciové trhy - denní zpráva	
2024/08/12		Global Equity Ratings	