

FRESENIUS SE & CO. KGAA FUTURE (FREH) - EUX/C11

2024/10/18 19:07:11

Price
33.7368 EURDifference  0.29% (0.10)

General attributes

Symbol	FREHC11
Exchange	Eurex
Currency	EUR
Security type	Future
Underlying	FRESENIUS SE & CO. KGAA
Maturity	09-2025
Contract size	100

Market data

Bid (Bid size)	- EUR (-)
Ask (Ask size)	- EUR (-)
Open	33.7368 EUR
High	33.7368 EUR
Low	33.7368 EUR
Close (prev. day)	33.6397 EUR
Underlying	FRESENIUS SE & CO. KGAA
Underlying price (date)	33.45 (24/10/18)
Settlement price (date)	33.81 (24/10/18)
Open Interest	0

Performance and Risk

	6m	1Y	3Y
Perf (%)	+22.63%	+32.82%	-
Perf (abs.)	+6.23	+8.34	-
Beta	-	-	-
Volatility	22.77	23.49	-

Futures and Options

Related Futures	-
Related Options	-

5Y












Information about previous performance does not guarantee future performance.
Source: FactSet

Price data

Ø price 5 days Ø volume 5 days (pcs.)	33.8751 EUR (0)
Ø price 30 days Ø volume 30 days (pcs.)	34.1503 EUR (0)
Ø price 100 days Ø volume 100 days (pcs.)	32.6556 EUR (0)
Ø price 250 days Ø volume 250 days (pcs.)	29.4273 EUR (0)
YTD High date	34.9516 EUR (2024/09/13)
YTD Low date	25.3900 EUR (2024/03/25)
52 Weeks High date	34.9516 EUR (2024/09/13)
52 Weeks Low date	24.8634 EUR (2023/10/31)

Recent Research

on underlying	on sector	on market		
Date			Headline	Download
2022/05/04			Global Equity Ratings	
2022/04/27			Global Equity Ratings	
2022/04/14			Global Equity Ratings	
2022/03/29			Global Equity Ratings	
2022/03/10			Global Equity Ratings	