

FRESENIUS SE & CO. KGAA FUTURE (FREH) - EUX/C11

2024/08/20 18:50:36

Price
32.5102 EURDifference  -0.04% (-0.01)

General attributes

Symbol	FREHC11
Exchange	Eurex
Currency	EUR
Security type	Future
Underlying	FRESENIUS SE & CO. KGAA
Maturity	07-2025
Contract size	100

Market data

Bid (Bid size)	- EUR (-)
Ask (Ask size)	- EUR (-)
Open	32.5102 EUR
High	32.5102 EUR
Low	32.5102 EUR
Close (prev. day)	32.5229 EUR
Underlying	FRESENIUS SE & CO. KGAA
Underlying price (date)	32.07 (24/08/20)
Settlement price (date)	32.51 (24/08/20)
Open Interest	0

Performance and Risk

	6m	1Y	3Y
Perf (%)	+20.74%	+9.98%	-
Perf (abs.)	+5.59	+2.95	-
Beta	-	-	-
Volatility	26.55	26.14	-

Futures and Options

Related Futures	-
Related Options	-











Information about previous performance does not guarantee future performance.
Source: FactSet

Price data

Ø price 5 days Ø volume 5 days (pcs.)	32.2814 EUR (0)
Ø price 30 days Ø volume 30 days (pcs.)	31.5388 EUR (0)
Ø price 100 days Ø volume 100 days (pcs.)	29.6719 EUR (0)
Ø price 250 days Ø volume 250 days (pcs.)	28.3249 EUR (0)
YTD High date	33.7170 EUR (2024/07/31)
YTD Low date	25.3900 EUR (2024/03/25)
52 Weeks High date	33.7170 EUR (2024/07/31)
52 Weeks Low date	24.8634 EUR (2023/10/31)

Recent Research

on underlying	on sector	on market		
Date			Headline	Download
2022/05/04			Global Equity Ratings	
2022/04/27			Global Equity Ratings	
2022/04/14			Global Equity Ratings	
2022/03/29			Global Equity Ratings	
2022/03/10			Global Equity Ratings	