

FRESENIUS SE & CO. KGAA FUTURE (FREH) - EUX/C11

2024/07/16 18:50:20

Price
30.523 EUR

Difference  2.56% (0.76)

General attributes

Symbol	FREHC11
Exchange	Eurex
Currency	EUR
Security type	Future
Underlying	FRESENIUS SE & CO. KGAA
Maturity	05-2025
Contract size	100

Market data

Bid (Bid size)	- EUR (-)
Ask (Ask size)	- EUR (-)
Open	30.523 EUR
High	30.523 EUR
Low	30.523 EUR
Close (prev. day)	29.7618 EUR
Underlying	FRESENIUS SE & CO. KGAA
Underlying price (date)	29.93 (24/07/17)
Settlement price (date)	30.52 (24/07/16)
Open Interest	0

Performance and Risk

	6m	1Y	3Y
Perf (%)	+11.70%	+13.01%	-
Perf (abs.)	+3.20	+3.51	-
Beta	-	-	-
Volatility	24.78	26.42	-

Futures and Options

Related Futures	-
Related Options	-

5Y












Information about previous performance does not guarantee future performance.
Source: FactSet

Price data

Ø price 5 days Ø volume 5 days (pcs.)	30.156 EUR (0)
Ø price 30 days Ø volume 30 days (pcs.)	29.864 EUR (0)
Ø price 100 days Ø volume 100 days (pcs.)	27.389 EUR (0)
Ø price 250 days Ø volume 250 days (pcs.)	28.043 EUR (0)
YTD High date	30.523 EUR (2024/07/16)
YTD Low date	25.390 EUR (2024/03/25)
52 Weeks High date	31.673 EUR (2023/09/20)
52 Weeks Low date	24.863 EUR (2023/10/31)

Recent Research

on underlying	on sector	on market	
Date		Headline	Download
2022/05/04		Global Equity Ratings	
2022/04/27		Global Equity Ratings	
2022/04/14		Global Equity Ratings	
2022/03/29		Global Equity Ratings	
2022/03/10		Global Equity Ratings	