

# FUCHS PETROLUB SE FUTURE (FPEG) - EUX/C11

2024/07/31 18:33:53

Price  
**40.2131** EUR

Difference  0.66% (0.27)

### General attributes

Symbol	FPEGC11
Exchange	Eurex
Currency	EUR
Security type	Future
Underlying	FUCHS SE VZ.
Maturity	06-2025
Contract size	100

### Market data

Bid (Bid size)	- EUR (-)
Ask (Ask size)	- EUR (-)
Open	40.2131 EUR
High	40.2131 EUR
Low	40.2131 EUR
Close (prev. day)	39.948 EUR
Underlying	FUCHS SE VZ.
Underlying price (date)	40.22 (24/07/31)
Settlement price (date)	40.21 (24/07/31)
Open Interest	0

### Performance and Risk

	6m	1Y	3Y
Perf (%)	-3.75%	+5.03%	-
Perf (abs.)	-1.56	+1.91	-
Beta	-	-	-
Volatility	27.87	24.68	-

### Futures and Options

Related Futures	-
Related Options	-

5Y












Information about previous performance does not guarantee future performance.  
Source: FactSet

### Price data

Ø price 5 days   Ø volume 5 days (pcs.)	38.2532 EUR (0)
Ø price 30 days   Ø volume 30 days (pcs.)	40.9299 EUR (0)
Ø price 100 days   Ø volume 100 days (pcs.)	43.8695 EUR (0)
Ø price 250 days   Ø volume 250 days (pcs.)	40.1361 EUR (0)
YTD High   date	47.3341 EUR (2024/04/05)
YTD Low   date	37.0587 EUR (2024/07/25)
52 Weeks High   date	47.3341 EUR (2024/04/05)
52 Weeks Low   date	34.6640 EUR (2023/10/20)

### Recent Research

on sector		on market	
Date		Headline	Download
2024/07/24		Global Equity Ratings	
2024/07/12		Global Equity Ratings	
2024/06/21		Global Equity Ratings	
2024/06/14		Global Equity Ratings	
2024/05/29		Global Equity Ratings	