

FUCHS PETROLUB SE FUTURE (FPEG) - EUX/C11

2024/07/16 18:50:20

Price
41.7955 EUR

Difference  0.34% (0.14)

General attributes

Symbol	FPEGC11
Exchange	Eurex
Currency	EUR
Security type	Future
Underlying	FUCHS SE VZ.
Maturity	05-2025
Contract size	100

Market data

Bid (Bid size)	- EUR (-)
Ask (Ask size)	- EUR (-)
Open	41.7955 EUR
High	41.7955 EUR
Low	41.7955 EUR
Close (prev. day)	41.6551 EUR
Underlying	FUCHS SE VZ.
Underlying price (date)	41.76 (24/07/16)
Settlement price (date)	41.80 (24/07/16)
Open Interest	0

Performance and Risk

	6m	1Y	3Y
Perf (%)	+1.87%	+11.37%	-
Perf (abs.)	+0.76	+4.25	-
Beta	-	-	-
Volatility	22.65	22.55	-

Futures and Options

Related Futures	-
Related Options	-

5Y












Information about previous performance does not guarantee future performance.
Source: FactSet

Price data

Ø price 5 days Ø volume 5 days (pcs.)	- EUR (-)
Ø price 30 days Ø volume 30 days (pcs.)	44.2390 EUR (0)
Ø price 100 days Ø volume 100 days (pcs.)	44.0775 EUR (0)
Ø price 250 days Ø volume 250 days (pcs.)	40.0527 EUR (0)
YTD High date	47.3341 EUR (2024/04/05)
YTD Low date	38.5903 EUR (2024/01/05)
52 Weeks High date	47.3341 EUR (2024/04/05)
52 Weeks Low date	34.6640 EUR (2023/10/20)

Recent Research

on sector		on market	
Date		Headline	Download
2024/07/12		Global Equity Ratings	
2024/06/21		Global Equity Ratings	
2024/06/14		Global Equity Ratings	
2024/05/29		Global Equity Ratings	
2024/04/26		Global Equity Ratings	