

## FRESENIUS SE &amp; CO. KGAA FUTURE (FREH) - EUX/C13

2024/10/18 19:07:11

Price  
**33.8555** EURDifference  0.28% (0.09)

## General attributes

Symbol	FREHC13
Exchange	Eurex
Currency	EUR
Security type	Future
Underlying	FRESENIUS SE & CO. KGAA
Maturity	12-2025
Contract size	100

## Market data

Bid (Bid size)	- EUR (-)
Ask (Ask size)	- EUR (-)
Open	33.8555 EUR
High	33.8555 EUR
Low	33.8555 EUR
Close (prev. day)	33.7608 EUR
Underlying	FRESENIUS SE & CO. KGAA
Underlying price (date)	33.45 (24/10/18)
Settlement price (date)	33.99 (24/10/18)
Open Interest	0

## Performance and Risk

	6m	1Y	3Y
Perf (%)	+22.50%	+32.42%	-
Perf (abs.)	+6.22	+8.29	-
Beta	-	-	-
Volatility	21.84	23.25	-

## Futures and Options

Related Futures	-
Related Options	-

5Y












Information about previous performance does not guarantee future performance.  
Source: FactSet

## Price data

Ø price 5 days   Ø volume 5 days (pcs.)	34.0009 EUR (0)
Ø price 30 days   Ø volume 30 days (pcs.)	34.3023 EUR (0)
Ø price 100 days   Ø volume 100 days (pcs.)	32.7104 EUR (0)
Ø price 250 days   Ø volume 250 days (pcs.)	29.5393 EUR (0)
YTD High   date	35.1118 EUR (2024/09/13)
YTD Low   date	25.5024 EUR (2024/03/25)
52 Weeks High   date	35.1118 EUR (2024/09/13)
52 Weeks Low   date	24.9958 EUR (2023/10/31)

## Recent Research

on underlying	on sector	on market		
Date			Headline	Download
2022/05/04			Global Equity Ratings	
2022/04/27			Global Equity Ratings	
2022/04/14			Global Equity Ratings	
2022/03/29			Global Equity Ratings	
2022/03/10			Global Equity Ratings	