

# FRESENIUS SE & CO. KGAA FUTURE (FREH) - EUX/C12

2024/08/15 18:48:02

Price  
**32.0684** EUR

Difference  -0.14% (-0.04)

### General attributes

Symbol	FREHC12
Exchange	Eurex
Currency	EUR
Security type	Future
Underlying	FRESENIUS SE & CO. KGAA
Maturity	08-2025
Contract size	100

### Market data

Bid (Bid size)	- EUR (-)
Ask (Ask size)	- EUR (-)
Open	32.0684 EUR
High	32.0684 EUR
Low	32.0684 EUR
Close (prev. day)	32.1121 EUR
Underlying	FRESENIUS SE & CO. KGAA
Underlying price (date)	31.95 (24/08/16)
Settlement price (date)	32.13 (24/08/15)
Open Interest	0

### Performance and Risk

	6m	1Y	3Y
Perf (%)	+17.70%	+5.13%	-
Perf (abs.)	+4.82	+1.56	-
Beta	-	-	-
Volatility	27.17	26.25	-

### Futures and Options

Related Futures	-
Related Options	-












Information about previous performance does not guarantee future performance.  
Source: FactSet

### Price data

Ø price 5 days   Ø volume 5 days (pcs.)	31.7171 EUR (0)
Ø price 30 days   Ø volume 30 days (pcs.)	31.4869 EUR (0)
Ø price 100 days   Ø volume 100 days (pcs.)	29.2997 EUR (0)
Ø price 250 days   Ø volume 250 days (pcs.)	28.3046 EUR (0)
YTD High   date	33.7949 EUR (2024/07/31)
YTD Low   date	25.4463 EUR (2024/03/25)
52 Weeks High   date	33.7949 EUR (2024/07/31)
52 Weeks Low   date	24.9302 EUR (2023/10/31)

### Recent Research

on underlying	on sector	on market	
Date		Headline	Download
2022/05/04		Global Equity Ratings	
2022/04/27		Global Equity Ratings	
2022/04/14		Global Equity Ratings	
2022/03/29		Global Equity Ratings	
2022/03/10		Global Equity Ratings	