

GENERAL MILLS INC. FUTURE (GISF) - EUX/C13

2024/07/17 18:45:43

Price
65.9783 USD

Difference  3.88% (2.47)

General attributes

Symbol	GISFC13
Exchange	Eurex
Currency	USD
Security type	Future
Underlying	GENERAL MILLS INC.
Maturity	07-2025
Contract size	100

Market data

Bid (Bid size)	- USD (-)
Ask (Ask size)	- USD (-)
Open	65.9783 USD
High	65.9783 USD
Low	65.9783 USD
Close (prev. day)	63.5119 USD
Underlying	GENERAL MILLS INC.
Underlying price (date)	65.34 (24/07/17)
Settlement price (date)	65.98 (24/07/17)
Open Interest	0

Performance and Risk

	6m	1Y	3Y
Perf (%)	+2.47%	-14.09%	-
Perf (abs.)	+1.59	-10.82	-
Beta	-	-	-
Volatility	24.90	21.24	-

Futures and Options

Related Futures	-
Related Options	-

5Y









Information about previous performance does not guarantee future performance.
Source: FactSet

Price data

Ø price 5 days Ø volume 5 days (pcs.)	64.4950 USD (0)
Ø price 30 days Ø volume 30 days (pcs.)	65.3386 USD (0)
Ø price 100 days Ø volume 100 days (pcs.)	68.4180 USD (0)
Ø price 250 days Ø volume 250 days (pcs.)	67.6423 USD (0)
YTD High date	73.7837 USD (2024/04/22)
YTD Low date	62.9302 USD (2024/07/09)
52 Weeks High date	80.4252 USD (2023/07/24)
52 Weeks Low date	62.5820 USD (2023/10/12)

Recent Research

on sector	on market	Date	Headline	Download
		2024/07/18	 Akciové trhy - denní zpráva	
		2024/07/17	 Akciové trhy - denní zpráva	
		2024/07/16	 Akciové trhy - denní zpráva	
		2024/07/15	 Akciové trhy - denní zpráva	
		2024/07/12	 Global Equity Ratings	