

FUCHS PETROLUB SE FUTURE (FPEG) - EUX/C13

2024/07/16 18:50:20

Price
42.0471 EUR

Difference  0.34% (0.14)

General attributes

Symbol	FPEGC13
Exchange	Eurex
Currency	EUR
Security type	Future
Underlying	FUCHS SE VZ.
Maturity	07-2025
Contract size	100

Market data

Bid (Bid size)	- EUR (-)
Ask (Ask size)	- EUR (-)
Open	42.0471 EUR
High	42.0471 EUR
Low	42.0471 EUR
Close (prev. day)	41.9057 EUR
Underlying	FUCHS SE VZ.
Underlying price (date)	41.76 (24/07/16)
Settlement price (date)	42.05 (24/07/16)
Open Interest	0

Performance and Risk

	6m	1Y	3Y
Perf (%)	+2.03%	+11.26%	-
Perf (abs.)	+0.84	+4.24	-
Beta	-	-	-
Volatility	21.73	22.24	-

Futures and Options

Related Futures	-
Related Options	-







Information about previous performance does not guarantee future performance.
Source: FactSet

Price data

Ø price 5 days Ø volume 5 days (pcs.)	42.2445 EUR (0)
Ø price 30 days Ø volume 30 days (pcs.)	42.9866 EUR (0)
Ø price 100 days Ø volume 100 days (pcs.)	43.8131 EUR (0)
Ø price 250 days Ø volume 250 days (pcs.)	40.2247 EUR (0)
YTD High date	47.5399 EUR (2024/04/05)
YTD Low date	38.7657 EUR (2024/01/05)
52 Weeks High date	47.5399 EUR (2024/04/05)
52 Weeks Low date	34.8892 EUR (2023/10/20)

Recent Research

on sector		on market	
Date		Headline	Download
2024/07/12		Global Equity Ratings	
2024/06/21		Global Equity Ratings	
2024/06/14		Global Equity Ratings	
2024/05/29		Global Equity Ratings	
2024/04/26		Global Equity Ratings	