

GILEAD SCIENCES INC. FUTURE (GILF) - EUX/C13

2024/08/30 18:36:41

Price
78.8413 USD
 Difference  -0.41% (-0.33)

General attributes	
Symbol	GILFC13
Exchange	Eurex
Currency	USD
Security type	Future
Underlying	GILEAD SCIENCES INC.
Maturity	09-2025
Contract size	100

Market data	
Bid (Bid size)	- USD (-)
Ask (Ask size)	- USD (-)
Open	78.8413 USD
High	78.8413 USD
Low	78.8413 USD
Close (prev. day)	79.1674 USD
Underlying	GILEAD SCIENCES INC.
Underlying price (date)	79.00 (24/08/30)
Settlement price (date)	78.84 (24/08/30)
Open Interest	0

Performance and Risk			
	6m	1Y	3Y
Perf (%)	+9.06%	+0.15%	-
Perf (abs.)	+6.55	+0.11	-
Beta	-	-	-
Volatility	24.57	25.12	-




Futures and Options	
Related Futures	-
Related Options	-



Information about previous performance does not guarantee future performance.
 Source: FactSet

Price data	
Ø price 5 days Ø volume 5 days (pcs.)	77.9863 USD (0)
Ø price 30 days Ø volume 30 days (pcs.)	75.8429 USD (0)
Ø price 100 days Ø volume 100 days (pcs.)	72.1761 USD (0)
Ø price 250 days Ø volume 250 days (pcs.)	76.2584 USD (0)
YTD High date	88.3888 USD (2024/01/19)
YTD Low date	63.5049 USD (2024/06/18)
52 Weeks High date	88.3888 USD (2024/01/19)
52 Weeks Low date	63.5049 USD (2024/06/18)

Recent Research

on underlying	on sector	on market	
Date		Headline	Download
2024/08/12		Global Equity Ratings	
2024/07/24		Global Equity Ratings	
2024/07/12		Global Equity Ratings	
2024/06/21		Global Equity Ratings	
2024/06/14		Global Equity Ratings	