

## MICRO SMI FUTURE (FSMS) - EUX/C3

2024/07/16 18:27:49

Price  
**12,327.00** CHFDifference  -0.23% (-28.00)

## General attributes

Symbol	FSMSC3
Exchange	Eurex
Currency	CHF
Security type	Future
Underlying	SWISS MARKET INDEX
Maturity	03-2025
Contract size	1

## Market data

Bid (Bid size)	- CHF (-)
Ask (Ask size)	- CHF (-)
Open	12,327.00 CHF
High	12,327.00 CHF
Low	12,327.00 CHF
Close (prev. day)	12,355.00 CHF
Underlying	SWISS MARKET INDEX
Underlying price (date)	12,266.80 (24/07/17)
Settlement price (date)	12,327.00 (24/07/16)
Open Interest	0

## Performance and Risk

	6m	1Y	3Y
Perf (%)	+11.33%	+10.87%	-
Perf (abs.)	+1,255.00	+1,209.00	-
Beta	-	-	-
Volatility	16.03	12.92	-

## Futures and Options

Related Futures	-
Related Options	-






Information about previous performance does not guarantee future performance.  
Source: FactSet

## Price data

Ø price 5 days   Ø volume 5 days (pcs.)	12,372.67 CHF (0)
Ø price 30 days   Ø volume 30 days (pcs.)	12,230.75 CHF (0)
Ø price 100 days   Ø volume 100 days (pcs.)	11,574.65 CHF (0)
Ø price 250 days   Ø volume 250 days (pcs.)	11,069.66 CHF (0)
YTD High   date	12,436.00 CHF (2024/07/12)
YTD Low   date	10,933.00 CHF (2024/02/09)
52 Weeks High   date	12,436.00 CHF (2024/07/12)
52 Weeks Low   date	10,175.00 CHF (2023/10/27)

## Recent Research

on market		
Date	Headline	Download
2024/07/12	 Global Equity Ratings	
2024/07/03	 Global Strategy 3Q 2024	
2024/06/21	 Global Equity Ratings	
2024/05/02	 FX markets reflect uncertain interest rate outlook	
2024/03/26	 Global Strategy 2Q 2024	