

FUCHS PETROLUB SE FUTURE (FPEG) - EUX/C12

2024/07/31 18:33:53

Price
40.3061 EUR

Difference  0.66% (0.27)

General attributes

Symbol	FPEGC12
Exchange	Eurex
Currency	EUR
Security type	Future
Underlying	FUCHS SE VZ.
Maturity	07-2025
Contract size	100

Market data

Bid (Bid size)	- EUR (-)
Ask (Ask size)	- EUR (-)
Open	40.3061 EUR
High	40.3061 EUR
Low	40.3061 EUR
Close (prev. day)	40.0403 EUR
Underlying	FUCHS SE VZ.
Underlying price (date)	40.22 (24/07/31)
Settlement price (date)	40.31 (24/07/31)
Open Interest	0

Performance and Risk

	6m	1Y	3Y
Perf (%)	-3.72%	+4.96%	-
Perf (abs.)	-1.55	+1.89	-
Beta	-	-	-
Volatility	25.92	23.89	-

Futures and Options

Related Futures	-
Related Options	-











5Y

Information about previous performance does not guarantee future performance.
Source: FactSet

Price data

Ø price 5 days Ø volume 5 days (pcs.)	38.3436 EUR (0)
Ø price 30 days Ø volume 30 days (pcs.)	41.1000 EUR (0)
Ø price 100 days Ø volume 100 days (pcs.)	43.7177 EUR (0)
Ø price 250 days Ø volume 250 days (pcs.)	40.2549 EUR (0)
YTD High date	47.4395 EUR (2024/04/05)
YTD Low date	37.1476 EUR (2024/07/25)
52 Weeks High date	47.4395 EUR (2024/04/05)
52 Weeks Low date	34.7899 EUR (2023/10/20)

Recent Research

on sector		on market	
Date		Headline	Download
2024/07/24		Global Equity Ratings	
2024/07/12		Global Equity Ratings	
2024/06/21		Global Equity Ratings	
2024/06/14		Global Equity Ratings	
2024/05/29		Global Equity Ratings	