

FUCHS PETROLUB SE FUTURE (FPEG) - EUX/C12

2024/06/21 19:17:10

Price
43.0795 EUR

Difference  -2.77% (-1.23)

General attributes

Symbol	FPEGC12
Exchange	Eurex
Currency	EUR
Security type	Future
Underlying	FUCHS SE VZ.
Maturity	06-2025
Contract size	100

Market data

Bid (Bid size)	- EUR (-)
Ask (Ask size)	- EUR (-)
Open	43.0795 EUR
High	43.0795 EUR
Low	43.0795 EUR
Close (prev. day)	44.3052 EUR
Underlying	FUCHS SE VZ.
Underlying price (date)	41.92 (24/07/08)
Settlement price (date)	42.04 (24/07/05)
Open Interest	0

Performance and Risk

	6m	1Y	3Y
Perf (%)	+8.67%	+14.30%	-
Perf (abs.)	+3.35	+5.26	-
Beta	-	-	-
Volatility	20.98	21.84	-

Futures and Options

Related Futures	-
Related Options	-












5Y

Information about previous performance does not guarantee future performance.
Source: FactSet

Price data

Ø price 5 days Ø volume 5 days (pcs.)	- EUR (-)
Ø price 30 days Ø volume 30 days (pcs.)	- EUR (-)
Ø price 100 days Ø volume 100 days (pcs.)	43.8473 EUR (0)
Ø price 250 days Ø volume 250 days (pcs.)	40.0672 EUR (0)
YTD High date	47.4395 EUR (2024/04/05)
YTD Low date	38.6894 EUR (2024/01/05)
52 Weeks High date	47.4395 EUR (2024/04/05)
52 Weeks Low date	34.7899 EUR (2023/10/20)

Recent Research

on sector		on market	
Date		Headline	Download
2024/06/21		Global Equity Ratings	
2024/06/14		Global Equity Ratings	
2024/05/29		Global Equity Ratings	
2024/04/26		Global Equity Ratings	
2024/04/03		Global Equity Ratings	