

SALESFORCE.COM INC. FUTURE (FOOG) - EUX/C10

2024/08/15 18:48:01

Price
269.3684 USDDifference  2.09% (5.53)

General attributes

Symbol	FOOGC10
Exchange	Eurex
Currency	USD
Security type	Future
Underlying	SALESFORCE INC.
Maturity	06-2025
Contract size	100

Market data

Bid (Bid size)	- USD (-)
Ask (Ask size)	- USD (-)
Open	269.3684 USD
High	269.3684 USD
Low	269.3684 USD
Close (prev. day)	263.8423 USD
Underlying	SALESFORCE INC.
Underlying price (date)	262.79 (24/08/15)
Settlement price (date)	270.03 (24/08/15)
Open Interest	0

Performance and Risk

	6m	1Y	3Y
Perf (%)	-10.80%	+22.24%	-
Perf (abs.)	-32.62	+49.01	-
Beta	-	-	-
Volatility	46.24	35.18	-

Futures and Options

Related Futures	-
Related Options	-

5Y












Information about previous performance does not guarantee future performance.
Source: FactSet

Price data

Ø price 5 days Ø volume 5 days (pcs.)	262.7256 USD (0)
Ø price 30 days Ø volume 30 days (pcs.)	261.8209 USD (0)
Ø price 100 days Ø volume 100 days (pcs.)	275.9350 USD (0)
Ø price 250 days Ø volume 250 days (pcs.)	264.1002 USD (0)
YTD High date	330.5030 USD (2024/03/01)
YTD Low date	236.2409 USD (2024/06/17)
52 Weeks High date	330.5030 USD (2024/03/01)
52 Weeks Low date	15.6656 USD (2023/12/14)

Recent Research

on underlying	on sector	on market	
Date		Headline	Download
2024/08/12		Global Equity Ratings	
2024/07/24		Global Equity Ratings	
2024/07/12		Global Equity Ratings	
2024/06/21		Global Equity Ratings	
2024/06/14		Global Equity Ratings	