


MICRO SMI FUTURE (FSMS) - EUX/C1

2024/07/18 20:12:46

Price
12,233.00 CHF

Difference  **-1.00% (-124.00)**

General attributes

Symbol	FSMSC1
Exchange	Eurex
Currency	CHF
Security type	Future
Underlying	SWISS MARKET INDEX
Maturity	09-2024
Contract size	1

Market data

Bid (Bid size)	- CHF (-)
Ask (Ask size)	- CHF (-)
Open	12,330.00 CHF
High	12,330.00 CHF
Low	12,233.00 CHF
Close (prev. day)	12,357.00 CHF
Underlying	SWISS MARKET INDEX
Underlying price (date)	12,247.61 (24/07/18)
Settlement price (date)	12,287.00 (24/07/18)
Open Interest	80

Performance and Risk

	6m	1Y	3Y
Perf (%)	+10.42%	+10.27%	-
Perf (abs.)	+1,159.00	+1,144.00	-
Beta	-	-	-
Volatility	16.07	12.54	-

Futures and Options

Related Futures	-
Related Options	-





Information about previous performance does not guarantee future performance.
 Source: FactSet

Price data

Ø price 5 days Ø volume 5 days (pcs.)	12,332.80 CHF (10)
Ø price 30 days Ø volume 30 days (pcs.)	12,197.16 CHF (4)
Ø price 100 days Ø volume 100 days (pcs.)	11,585.62 CHF (6)
Ø price 250 days Ø volume 250 days (pcs.)	11,150.40 CHF (21)
YTD High date	12,456.00 CHF (2024/07/15)
YTD Low date	11,000.00 CHF (2024/02/09)
52 Weeks High date	12,456.00 CHF (2024/07/15)
52 Weeks Low date	10,273.00 CHF (2023/10/23)

Recent Research

on market

Date	Headline	Download
2024/07/12	 Global Equity Ratings	
2024/07/03	 Global Strategy 3Q 2024	
2024/06/21	 Global Equity Ratings	
2024/05/02	 FX markets reflect uncertain interest rate outlook	
2024/03/26	 Global Strategy 2Q 2024	