

HOME DEPOT INC., THE FUTURE (HDF) - EUX/C12

2024/09/16 18:46:46

Price
394.0797 USDDifference  -0.15% (-0.59)

General attributes

Symbol	HDFFC12
Exchange	Eurex
Currency	USD
Security type	Future
Underlying	HOME DEPOT INC., THE
Maturity	08-2025
Contract size	100

Market data

Bid (Bid size)	- USD (-)
Ask (Ask size)	- USD (-)
Open	394.0797 USD
High	394.0797 USD
Low	394.0797 USD
Close (prev. day)	394.6737 USD
Underlying	HOME DEPOT INC., THE
Underlying price (date)	382.01 (24/09/16)
Settlement price (date)	394.08 (24/09/16)
Open Interest	0

Performance and Risk

	6m	1Y	3Y
Perf (%)	+2.01%	+17.40%	-
Perf (abs.)	+7.75	+58.42	-
Beta	-	-	-
Volatility	23.68	21.94	-

Futures and Options

Related Futures	-
Related Options	-

5Y












Information about previous performance does not guarantee future performance.
Source: FactSet

Price data

Ø price 5 days Ø volume 5 days (pcs.)	386.7483 USD (0)
Ø price 30 days Ø volume 30 days (pcs.)	376.6966 USD (0)
Ø price 100 days Ø volume 100 days (pcs.)	373.9373 USD (0)
Ø price 250 days Ø volume 250 days (pcs.)	354.4560 USD (0)
YTD High date	410.4799 USD (2024/03/21)
YTD Low date	343.3749 USD (2024/04/25)
52 Weeks High date	410.4799 USD (2024/03/21)
52 Weeks Low date	286.3269 USD (2023/10/30)

Recent Research

on underlying	on sector	on market	
Date		Headline	Download
2024/09/11		Global Equity Ratings	
2024/09/05		Global Equity Ratings	
2024/08/12		Global Equity Ratings	
2024/07/24		Global Equity Ratings	
2024/07/12		Global Equity Ratings	