

NEXTERA ENERGY INC. FUTURE (FPLF) - EUX/C13

2024/10/18 19:07:11

Price
85.548 USD

Difference  **-0.45% (-0.38)**

General attributes

Symbol	FPLFC13
Exchange	Eurex
Currency	USD
Security type	Future
Underlying	NEXTERA ENERGY INC.
Maturity	12-2025
Contract size	100

Market data

Bid (Bid size)	- USD (-)
Ask (Ask size)	- USD (-)
Open	85.548 USD
High	85.548 USD
Low	85.548 USD
Close (prev. day)	85.9309 USD
Underlying	NEXTERA ENERGY INC.
Underlying price (date)	84.38 (24/10/18)
Settlement price (date)	85.59 (24/10/18)
Open Interest	0

Performance and Risk

	6m	1Y	3Y
Perf (%)	+30.96%	+55.99%	-
Perf (abs.)	+20.22	+30.71	-
Beta	-	-	-
Volatility	27.24	28.23	-

Futures and Options

Related Futures	-
Related Options	-








Information about previous performance does not guarantee future performance.
Source: FactSet

Price data

Ø price 5 days Ø volume 5 days (pcs.)	85.348 USD (0)
Ø price 30 days Ø volume 30 days (pcs.)	84.993 USD (0)
Ø price 100 days Ø volume 100 days (pcs.)	80.427 USD (0)
Ø price 250 days Ø volume 250 days (pcs.)	68.538 USD (0)
YTD High date	87.243 USD (2024/10/03)
YTD Low date	55.380 USD (2024/03/04)
52 Weeks High date	87.243 USD (2024/10/03)
52 Weeks Low date	53.128 USD (2023/10/20)

Recent Research

on underlying	on sector	on market	
Date		Headline	Download
2024/09/27		Global Equity Ratings	
2024/09/11		Global Equity Ratings	
2024/09/05		Global Equity Ratings	
2024/08/12		Global Equity Ratings	
2024/07/24		Global Equity Ratings	