

## FORBO HOLDING AG FUTURE (FORF) - EUX/C1

2024/08/16 18:59:49

Price  
**890.00** CHFDifference  -0.23% (-2.03)

## General attributes

Symbol	FORFC1
Exchange	Eurex
Currency	CHF
Security type	Future
Underlying	FORBO HOLDING AG
Maturity	09-2024
Contract size	10

## Market data

Bid (Bid size)	- CHF (-)
Ask (Ask size)	- CHF (-)
Open	890.00 CHF
High	890.00 CHF
Low	890.00 CHF
Close (prev. day)	892.0299 CHF
Underlying	FORBO HOLDING AG
Underlying price (date)	890.00 (24/08/16)
Settlement price (date)	891.04 (24/08/16)
Open Interest	0

## Performance and Risk

	6m	1Y	3Y
Perf (%)	-11.88%	-21.80%	-
Perf (abs.)	-120.00	-248.11	-
Beta	-	-	-
Volatility	23.90	24.32	-

## Futures and Options

Related Futures	-
Related Options	-












Information about previous performance does not guarantee future performance.  
Source: FactSet

## Price data

Ø price 5 days   Ø volume 5 days (pcs.)	894.26 CHF (0)
Ø price 30 days   Ø volume 30 days (pcs.)	968.88 CHF (0)
Ø price 100 days   Ø volume 100 days (pcs.)	1,027.74 CHF (0)
Ø price 250 days   Ø volume 250 days (pcs.)	1,047.43 CHF (0)
YTD High   date	1,146.16 CHF (2024/03/12)
YTD Low   date	890.00 CHF (2024/08/16)
52 Weeks High   date	1,194.87 CHF (2023/08/31)
52 Weeks Low   date	890.00 CHF (2024/08/16)

## Recent Research

on sector		on market	
Date		Headline	Download
2024/08/12		Global Equity Ratings	
2024/07/24		Global Equity Ratings	
2024/07/12		Global Equity Ratings	
2024/06/21		Global Equity Ratings	
2024/06/14		Global Equity Ratings	