

## SALESFORCE.COM INC. FUTURE (FOOG) - EUX/C13

2024/08/20 18:50:36

Price  
**273.5183** USDDifference  -1.57% (-4.37)

## General attributes

Symbol	FOOGC13
Exchange	Eurex
Currency	USD
Security type	Future
Underlying	SALESFORCE INC.
Maturity	09-2025
Contract size	100

## Market data

Bid (Bid size)	- USD (-)
Ask (Ask size)	- USD (-)
Open	273.5183 USD
High	273.5183 USD
Low	273.5183 USD
Close (prev. day)	277.8856 USD
Underlying	SALESFORCE INC.
Underlying price (date)	261.73 (24/08/21)
Settlement price (date)	273.52 (24/08/20)
Open Interest	0

## Performance and Risk

	6m	1Y	3Y
Perf (%)	-9.69%	+26.81%	-
Perf (abs.)	-29.36	+57.82	-
Beta	-	-	-
Volatility	46.41	36.96	-

## Futures and Options

Related Futures	-
Related Options	-

5Y












Information about previous performance does not guarantee future performance.  
Source: FactSet

## Price data

Ø price 5 days   Ø volume 5 days (pcs.)	272.6667 USD (0)
Ø price 30 days   Ø volume 30 days (pcs.)	264.9600 USD (0)
Ø price 100 days   Ø volume 100 days (pcs.)	277.6864 USD (0)
Ø price 250 days   Ø volume 250 days (pcs.)	268.1751 USD (0)
YTD High   date	334.0887 USD (2024/03/01)
YTD Low   date	238.7090 USD (2024/06/17)
52 Weeks High   date	334.0887 USD (2024/03/01)
52 Weeks Low   date	15.8428 USD (2023/12/14)

## Recent Research

on underlying	on sector	on market	
Date		Headline	Download
2024/08/12		Global Equity Ratings	
2024/07/24		Global Equity Ratings	
2024/07/12		Global Equity Ratings	
2024/06/21		Global Equity Ratings	
2024/06/14		Global Equity Ratings	