

SALESFORCE.COM INC. FUTURE (FOOG) - EUX/C13

2024/09/13 18:35:09

Price
265.445 USDDifference  1.95% (5.08)

General attributes

Symbol	FOOGC13
Exchange	Eurex
Currency	USD
Security type	Future
Underlying	SALESFORCE INC.
Maturity	09-2025
Contract size	100

Market data

Bid (Bid size)	- USD (-)
Ask (Ask size)	- USD (-)
Open	265.445 USD
High	265.445 USD
Low	265.445 USD
Close (prev. day)	260.367 USD
Underlying	SALESFORCE INC.
Underlying price (date)	254.57 (24/09/13)
Settlement price (date)	265.45 (24/09/13)
Open Interest	0

Performance and Risk

	6m	1Y	3Y
Perf (%)	-17.64%	+13.78%	-
Perf (abs.)	-56.86	+32.15	-
Beta	-	-	-
Volatility	44.49	37.09	-

Futures and Options

Related Futures	-
Related Options	-

5Y











Information about previous performance does not guarantee future performance.
Source: FactSet

Price data

Ø price 5 days Ø volume 5 days (pcs.)	257.699 USD (0)
Ø price 30 days Ø volume 30 days (pcs.)	263.668 USD (0)
Ø price 100 days Ø volume 100 days (pcs.)	265.383 USD (0)
Ø price 250 days Ø volume 250 days (pcs.)	270.951 USD (0)
YTD High date	334.089 USD (2024/03/01)
YTD Low date	238.709 USD (2024/06/17)
52 Weeks High date	334.089 USD (2024/03/01)
52 Weeks Low date	15.843 USD (2023/12/14)

Recent Research

on underlying	on sector	on market		
Date			Headline	Download
2024/09/11			Global Equity Ratings	
2024/09/05			Global Equity Ratings	
2024/08/12			Global Equity Ratings	
2024/07/24			Global Equity Ratings	
2024/07/12			Global Equity Ratings	