

FRESENIUS SE & CO. KGAA FUTURE (FREH) - EUX/C14

2024/05/06 18:29:42

Price
28.9524 EURDifference  -0.36% (-0.10)

General attributes

Symbol	FREHC14
Exchange	Eurex
Currency	EUR
Security type	Future
Underlying	FRESENIUS SE & CO. KGAA
Maturity	12-2026
Contract size	100

Market data

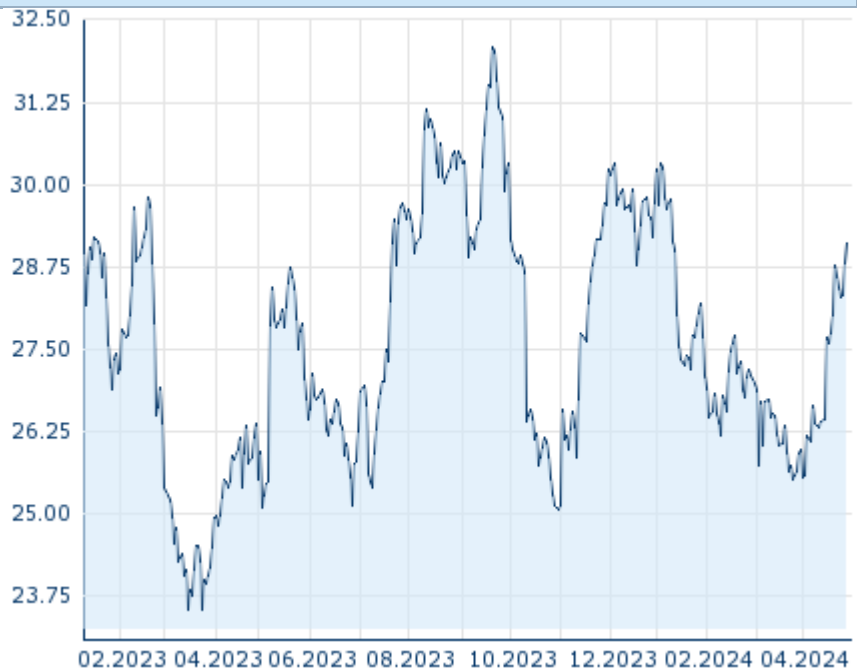
Bid (Bid size)	- EUR (-)
Ask (Ask size)	- EUR (-)
Open	28.9524 EUR
High	28.9524 EUR
Low	28.9524 EUR
Close (prev. day)	29.0568 EUR
Underlying	FRESENIUS SE & CO. KGAA
Underlying price (date)	27.94 (24/05/17)
Settlement price (date)	29.02 (24/05/17)
Open Interest	0

Performance and Risk

	6m	1Y	3Y
Perf (%)	+15.91%	+10.40%	-
Perf (abs.)	+4.00	+2.74	-
Beta	-	-	-
Volatility	24.75	27.34	-

Futures and Options

Related Futures	-
Related Options	-






Information about previous performance does not guarantee future performance.
Source: FactSet

Price data

Ø price 5 days Ø volume 5 days (pcs.)	28.5909 EUR (0)
Ø price 30 days Ø volume 30 days (pcs.)	26.8067 EUR (0)
Ø price 100 days Ø volume 100 days (pcs.)	27.6071 EUR (0)
Ø price 250 days Ø volume 250 days (pcs.)	27.9601 EUR (0)
YTD High date	30.3107 EUR (2024/01/04)
YTD Low date	25.5093 EUR (2024/03/25)
52 Weeks High date	32.0865 EUR (2023/09/20)
52 Weeks Low date	25.0762 EUR (2023/10/31)

Recent Research

on underlying	on sector	on market		
Date			Headline	Download
2022/05/04			Global Equity Ratings	
2022/04/27			Global Equity Ratings	
2022/04/14			Global Equity Ratings	
2022/03/29			Global Equity Ratings	
2022/03/10			Global Equity Ratings	