

FUCHS PETROLUB SE FUTURE (FPEG) - EUX/C14

2024/06/21 19:17:10

Price
43.9221 EUR

Difference  -2.77% (-1.25)

General attributes

Symbol	FPEGC14
Exchange	Eurex
Currency	EUR
Security type	Future
Underlying	FUCHS SE VZ.
Maturity	12-2025
Contract size	100

Market data

Bid (Bid size)	- EUR (-)
Ask (Ask size)	- EUR (-)
Open	43.9221 EUR
High	43.9221 EUR
Low	43.9221 EUR
Close (prev. day)	45.1714 EUR
Underlying	FUCHS SE VZ.
Underlying price (date)	41.96 (24/07/08)
Settlement price (date)	42.73 (24/07/05)
Open Interest	0

Performance and Risk

	6m	1Y	3Y
Perf (%)	+8.22%	+24.55%	-
Perf (abs.)	+3.34	+8.66	-
Beta	-	-	-
Volatility	21.83	22.66	-

Futures and Options

Related Futures	-
Related Options	-













Information about previous performance does not guarantee future performance.
Source: FactSet

Price data

Ø price 5 days Ø volume 5 days (pcs.)	44.7914 EUR (0)
Ø price 30 days Ø volume 30 days (pcs.)	- EUR (-)
Ø price 100 days Ø volume 100 days (pcs.)	43.3891 EUR (0)
Ø price 250 days Ø volume 250 days (pcs.)	40.1239 EUR (0)
YTD High date	47.5690 EUR (2024/04/05)
YTD Low date	38.7249 EUR (2024/01/05)
52 Weeks High date	47.5690 EUR (2024/04/05)
52 Weeks Low date	35.0400 EUR (2023/10/26)

Recent Research

on sector		on market	
Date		Headline	Download
2024/06/21		Global Equity Ratings	
2024/06/14		Global Equity Ratings	
2024/05/29		Global Equity Ratings	
2024/04/26		Global Equity Ratings	
2024/04/03		Global Equity Ratings	

5Y