

FORTIS INC. FUTURE (FTSF) - EUX/C11

2024/09/03 18:38:16

Price
45.6828 USD

Difference  1.05% (0.47)

General attributes

Symbol	FTSFC11
Exchange	Eurex
Currency	USD
Security type	Future
Underlying	FORTIS INC.
Maturity	07-2025
Contract size	100

Market data

Bid (Bid size)	- USD (-)
Ask (Ask size)	- USD (-)
Open	45.6828 USD
High	45.6828 USD
Low	45.6828 USD
Close (prev. day)	45.2093 USD
Underlying	FORTIS INC.
Underlying price (date)	60.39 (24/09/03)
Settlement price (date)	45.68 (24/09/03)
Open Interest	0

Performance and Risk

	6m	1Y	3Y
Perf (%)	+17.12%	+14.77%	-
Perf (abs.)	+6.68	+5.88	-
Beta	-	-	-
Volatility	15.35	17.78	-

Futures and Options

Related Futures	-
Related Options	-











5Y

Information about previous performance does not guarantee future performance.
Source: FactSet

Price data

Ø price 5 days Ø volume 5 days (pcs.)	45.2612 USD (0)
Ø price 30 days Ø volume 30 days (pcs.)	43.9861 USD (0)
Ø price 100 days Ø volume 100 days (pcs.)	42.0592 USD (0)
Ø price 250 days Ø volume 250 days (pcs.)	41.0766 USD (0)
YTD High date	45.6828 USD (2024/09/03)
YTD Low date	37.6171 USD (2024/04/17)
52 Weeks High date	45.6828 USD (2024/09/03)
52 Weeks Low date	37.1832 USD (2023/10/02)

Recent Research

on sector			
Date		Headline	Download
2024/08/12		Global Equity Ratings	
2024/07/24		Global Equity Ratings	
2024/07/12		Global Equity Ratings	
2024/06/21		Global Equity Ratings	
2024/06/14		Global Equity Ratings	