

SALESFORCE.COM INC. FUTURE (FOOG) - EUX/C11

2024/07/16 18:50:19

Price
264.2056 USDDifference  -0.48% (-1.27)

General attributes

Symbol	FOOGC11
Exchange	Eurex
Currency	USD
Security type	Future
Underlying	SALESFORCE INC.
Maturity	05-2025
Contract size	100

Market data

Bid (Bid size)	- USD (-)
Ask (Ask size)	- USD (-)
Open	264.2056 USD
High	264.2056 USD
Low	264.2056 USD
Close (prev. day)	265.4747 USD
Underlying	SALESFORCE INC.
Underlying price (date)	256.03 (24/07/16)
Settlement price (date)	264.21 (24/07/16)
Open Interest	0

Performance and Risk

	6m	1Y	3Y
Perf (%)	-6.00%	+9.39%	-
Perf (abs.)	-16.86	+22.68	-
Beta	-	-	-
Volatility	45.18	34.91	-

Futures and Options

Related Futures	-
Related Options	-

5Y






Information about previous performance does not guarantee future performance.
Source: FactSet

Price data

Ø price 5 days Ø volume 5 days (pcs.)	262.8383 USD (0)
Ø price 30 days Ø volume 30 days (pcs.)	257.0449 USD (0)
Ø price 100 days Ø volume 100 days (pcs.)	296.9394 USD (0)
Ø price 250 days Ø volume 250 days (pcs.)	261.3979 USD (0)
YTD High date	331.7193 USD (2024/03/01)
YTD Low date	237.1056 USD (2024/06/17)
52 Weeks High date	331.7193 USD (2024/03/01)
52 Weeks Low date	15.7217 USD (2023/12/14)

Recent Research

on underlying on sector on market			
Date		Headline	Download
2024/07/12		Global Equity Ratings	
2024/06/21		Global Equity Ratings	
2024/06/14		Global Equity Ratings	