

SALESFORCE.COM INC. FUTURE (FOOG) - EUX/C1

2024/07/16 18:50:19

Price
254.3944 USDDifference  -0.47% (-1.21)

General attributes

Symbol	FOOGC1
Exchange	Eurex
Currency	USD
Security type	Future
Underlying	SALESFORCE INC.
Maturity	07-2024
Contract size	100

Market data

Bid (Bid size)	- USD (-)
Ask (Ask size)	- USD (-)
Open	254.3944 USD
High	254.3944 USD
Low	254.3944 USD
Close (prev. day)	255.607 USD
Underlying	SALESFORCE INC.
Underlying price (date)	256.03 (24/07/16)
Settlement price (date)	254.39 (24/07/16)
Open Interest	0

Performance and Risk

	6m	1Y	3Y
Perf (%)	-5.61%	+10.33%	-
Perf (abs.)	-15.13	+23.82	-
Beta	-	-	-
Volatility	44.99	35.17	-

Futures and Options

Related Futures	-
Related Options	-








Information about previous performance does not guarantee future performance.
Source: FactSet

Price data

Ø price 5 days Ø volume 5 days (pcs.)	253.0138 USD (0)
Ø price 30 days Ø volume 30 days (pcs.)	247.2898 USD (0)
Ø price 100 days Ø volume 100 days (pcs.)	284.8475 USD (0)
Ø price 250 days Ø volume 250 days (pcs.)	249.9996 USD (0)
YTD High date	318.0548 USD (2024/03/01)
YTD Low date	228.4422 USD (2024/06/17)
52 Weeks High date	318.0548 USD (2024/03/01)
52 Weeks Low date	15.0328 USD (2023/12/14)

Recent Research

on underlying	on sector	on market	
Date		Headline	Download
2024/07/12		Global Equity Ratings	
2024/06/21		Global Equity Ratings	
2024/06/14		Global Equity Ratings	